















Year 3 Home Learning – Autumn 1

Task to be completed over this half term	Suggested Timetable:		Maths:		Reading		A creative family project:										
	Week 1	Spellings Oxford Reading Buddy Maths focus – Place Value	In Year 2 we secured our understanding of place value of two-digit numbers, recognising their tens and ones. In Year 3 we are going to be exploring and understanding the place value of three-digit numbers up to 1000.		Continue to read at least 3 times a week. This can be on Oxford Reading Buddy and/or a library book. Challenge yourself to read a narrative and a non-fiction book this half term. Your teacher recommends and will be reading with you: <ul style="list-style-type: none">- The Promise – Nicola Davies- Cinnamon – Neil Gaiman- Can you catch a mermaid? – Jane Ray- The Child of Dreams – Irena Brignull- The Dark – Lemony Snicket		Submission date: 24.10.24  Can you build another you? Inspired by one of our Writing texts this half term, can you build another you? You can be creative and build yourself out of recycling materials and materials you can find around the house. What would you get your 'you' to do? How would they help you? What facts would you tell you robot about yourself?										
	Week 2	Spellings Oxford Reading Buddy Maths focus – TTRS															
	Week 3	Spellings Oxford Reading Buddy Maths focus – Place Value															
	Week 4	Spellings Oxford Reading Buddy Maths focus – TTRS															
	Week 5	Spellings Oxford Reading Buddy Maths focus – Money															
			We need to be able to recognise how many hundreds, tens and ones a number has. <table><tr><td>Hundreds</td><td>Tens</td><td>Ones</td></tr><tr><td></td><td></td><td></td></tr><tr><td>1</td><td>3</td><td>2</td></tr></table> You can also use TTR to rehearse the timetables that you are learning. 		Hundreds	Tens	Ones				1	3	2	Use non-fiction books to learn about: <ul style="list-style-type: none">• The Stone Age, Bronze Age, Iron Age		Open classroom event Parents are invited to our open classroom session on Monday 23 rd September 2:30 - 3pm to see your child's learning.	
Hundreds	Tens	Ones															
																	
1	3	2															
Spelling words to practise	Week 1 (Testing on 20.09)	Week 2 (Testing on 27.09)	Week 3 (Testing on 04.10)	Week 4 (Testing on 11.10)	Week 5 (Testing on 18.10)												
	could every when with would people was some come money	walking making skipping driving running waving baking smiling liking chatting	baked planned chatted hoped waved prayed reached skipped hopped danced	unhappy unlucky undress unwell untie unfold unusual undo unzip untuck	dislike disagree disappear dishonest disobey displace disallow disrespect disbelieve disloyal												



Year 3 Home Learning – Autumn 1

<p>In History, we are learning about:</p> <ul style="list-style-type: none"> Stone, Bronze and Iron ages. 	<p>In Science, we are learning about:</p> <ul style="list-style-type: none"> Magnets 	<p style="text-align: center;">Curriculum Overview</p> <p style="text-align: center;">Autumn 1</p>  <p style="text-align: center;">Year 3</p>	<p>In PSHE, we are learning about Living in the wider world as a core theme by considering:</p> <ul style="list-style-type: none"> Responsibilities; rights and duties Positive; healthy relationships and friendships; maintaining friendship; actions affect ourselves and others; working collaboratively 	<p>In RE, we will be learning about:</p> <ul style="list-style-type: none"> Theme/Unit: Trees <p>Concept: symbol</p>
<p>In PE, we are learning:</p> <ul style="list-style-type: none"> OAA Orienteering Ultimate Frisbee 	<p>In Computing, we are learning about:</p> <ul style="list-style-type: none"> Multi media 		<p>In Music, we are learning:</p> <ul style="list-style-type: none"> Stone Age Ivory Coast 	<p>In Art, we are looking at:</p> <ul style="list-style-type: none"> Stone Age jewellery using salt dough and natural dyes.
<p>In English, we are using the following text drivers:</p> <ul style="list-style-type: none"> 'Can I build another me?' by Shinsuke Yoshitake (an autobiography/fact file) The Misadventures of Frederick by Ben Manley (a letter) Black Dog by Levi Pinfold (a contrasting character description) <p>In Reading, we will be looking at a variety of different texts linked to the themes visited within the Writing quality text drivers. These themes focus on Lost and Found/Courage.</p>		<p>In MFL, we are beginning to learn French through the topics of:</p> <ul style="list-style-type: none"> Phonics I am learning French 	<p>In Maths, we will continue to develop our Arithmetic skills.</p> <p>We will also develop our skills and knowledge</p> <ul style="list-style-type: none"> Place Value Addition and subtraction (money) Addition and subtraction (measurement) 	