








Year 4 Home Learning – Autumn 1

Task to be completed over this half term	<p>Home Apps</p> <p>Timetable Rockstars</p>  <p>https://play.ttrockstars.com/</p> <p>MTC - Multiplication Tables Check - URBrainy.com</p>		<p>Spelling</p> <p>Strategies to support learning spellings:</p> <ul style="list-style-type: none"> Look, cover, write, check. Pyramid words. Write the tricky part in a different colour. Draw around the word to show the ascenders and descenders. Pictoword. Spelling word in a picture. 	<p>Reading</p> <p>Continue to read at least 3 times a week.</p> <p>Challenge yourself to read a narrative and a non-fiction book this half term.</p> <p>Your teacher recommends: Leo and the Gorgon's Curse by Joe Todd Stanton.</p> <p>Mythical Beasts and Magical Creatures by Stephen Krenksy</p>  	<p>Creative Family project: Anglo-Saxons and Scots</p> <p>Submission Date: 24.10.24</p> <p>Get historical!</p> <p>Thinking about Saxons – this is your chance to get creative to make, draw, build or model a traditional Saxon house.</p> <p>Your challenge is to use recycled items where possible.</p> <p>Think about the shape of the house and what it was made from.</p> 
	<p>Oxford Reading Buddy</p> <p>Login to read books matches to your child's level and complete online comprehensions.</p> <p>https://www.oxfordreadingbuddy.com/uk</p>				
Spelling to learn at home.	<p>Week 1 Spellings (Test 20.09)</p> <p>said friend today where pull house were there once school</p>	<p>Week 2 Spellings (Test 27.09)</p> <p>was here they your full push our some</p>	<p>Week 3 Spellings (Test 04.10)</p> <p>door child floor children poor because find kind mind behind</p>	<p>Week 4 Spellings (Test 11.10)</p> <p>wild told climb most only both old cold gold hold</p>	<p>Week 5 Spellings (Test 18.10)</p> <p>every past great break steak pretty beautiful after fast last</p>



Year 4 Home Learning – Autumn 1

<p>In History, we are learning about:</p> <ul style="list-style-type: none"> • Britain's settlement by Anglo-Saxons and Scots. 	<p>In Science, we are learning about:</p> <ul style="list-style-type: none"> • Mixtures and separating them. 	<p style="text-align: center;">Curriculum Overview</p> <p style="text-align: center;">Summer 2</p>  <p style="text-align: center;">Year 4</p>	<p>In PSHE, we are learning about:</p> <ul style="list-style-type: none"> • Appreciating difference and diversity in the UK and around the world. • Solving disputes and conflicts amongst peers. • Drugs common to everyday life. • Recognising what we are good at and setting goals. • What makes a balanced lifestyle and making healthy choices. • Hygiene and germs. 	<p>In RE, we are learning about:</p> <ul style="list-style-type: none"> • Neighbours • Concept: Community
<p>In PE, we are learning:</p> <ul style="list-style-type: none"> • Ultimate Frisbee • Orienteering 	<p>In Computing, we are learning about:</p>		<p>In Music, we are learning:</p> <ul style="list-style-type: none"> • Ukulele 	<p>In DT, we are learning:</p> <ul style="list-style-type: none"> • Healthy and varied diets. • We will make a healthy Springwood Community Picnic.
<p>In English, we are using the following text drivers:</p> <ul style="list-style-type: none"> • Arthur and the Golden Rope by Joe Todd-Stanton A character description of Fenrir the wolf. • Beowulf (Monster Slayer) by Chris Riddell Graphic recount of the battle scene between Beowulf and Grendel • The Hippocrump (poem) by James Reeves Performance poetry. <p>In Reading, we will be looking a variety of different texts with themes of mythical beasts and legends.</p>	<p>In MFL, we are developing our French skills through:</p> <ul style="list-style-type: none"> • La phonetique (Phonics and Pronunciation) • Les Saisons (Seasons) 	<p>In Maths, we will continue to develop our Arithmetic skills. We will also develop our skills and knowledge in:</p> <ul style="list-style-type: none"> • Number and Place Value • Addition and Subtraction • Measurement with a focus on money • Multiplication and Division 		