







## Year 4 Home Learning – Spring 1

|  |  |  |  |   |  |   |  |  |
|--|--|--|--|---|--|---|--|--|
| Task to be completed over this half term | <div>Home Apps</div> <div>Timetable Rockstars</div> <div></div> <div><a href="https://play.ttrockstars.com/">https://play.ttrockstars.com/</a></div> <div><a href="https://www.urbrainty.com/">MTC - Multiplication Tables Check - URBrainy.com</a></div> |  | <div>Spelling</div> <div>Strategies to support learning spellings:</div> <div><ul style="list-style-type: none"><li>Look, cover, write, check.</li><li>Pyramid words.</li><li>Write the tricky part in a different colour.</li><li>Draw around the word to show the ascenders and descenders.</li><li>Pictoword.</li><li>Spelling word in a picture.</li></ul></div> |   | <div>Reading</div> <div>Continue to read <b>at least 3 times</b> a week.</div> <div>Challenge yourself to read a <b>narrative</b> and a <b>non-fiction</b> book this half term.</div> <div>Your teacher recommends:</div> <div>The True Story of the Three Little Pigs!<br/>by Jon Scieszka</div> <div></div> |   | <div>Creative Family project: Viking Long Boat</div> <div>Submission Date: Handed in by Friday 14th February.</div> <div>We will be learning about the conflicts between Saxons and Vikings.</div> <div>Create a piece of art e.g. painting, model, drawing of a Viking long boat. Here are a couple of examples.</div> <div></div> |  |
|  | Spelling to learn at home.   | <div>Week 1 Spellings (Test 17.01)</div> <div>grammar earth<br/>occasion<br/>opposite<br/>pressure<br/>suppose<br/>decide<br/>extreme<br/>guide<br/>surprise</div> | <div>Week 2 Spellings (Test 24.01)</div> <div>eight quarter<br/>eighth<br/>fruit<br/>heart<br/>history<br/>increase<br/>minute<br/>natural<br/>opposite</div>  | <div>Week 3 Spellings (Test 31.01)</div> <div>regular circle<br/>weight<br/>material<br/>experiment<br/>length<br/>bicycle<br/>centre<br/>century<br/>certain</div> | <div>Week 4 Spellings (Test 07.02)</div> <div>decide build<br/>exercise<br/>experience<br/>medicine<br/>notice<br/>recent<br/>answer<br/>breath<br/>breathe</div>  | <div>Week 5 Spellings (Test 14.02)</div> <div>calendar heard<br/>complete<br/>consider<br/>continue<br/>early<br/>group<br/>guard<br/>forward<br/>fruit</div> |  |  |



## Year 4 Home Learning – Spring 1

|   |   |   |  |  |
|---|---|---|--|--|
| <p>In <b>History</b>, we are learning about:</p> <ul style="list-style-type: none"><li>Anglo Saxon and Viking conflict.</li></ul>   | <p>In <b>Science</b>, we are learning about:</p> <ul style="list-style-type: none"><li>Digestion.</li></ul>                                   | <p><b>Curriculum Overview</b></p> <p><b>Autumn 2</b></p>  <p><b>Year 4</b></p> | <p>In <b>PSHE</b>, we are learning about:</p> <ul style="list-style-type: none"><li>Listen and respond effectively to people and share points of view.</li><li>Changes at puberty</li><li>Acceptable and unacceptable physical contact.</li><li>Keeping something confidential or secret and when to break confidence.</li><li>How to keep safe in the local area and online.</li><li>People who help us to stay healthy and safe.</li><li>Discuss and debating health and wellbeing issues.</li></ul> | <p>In <b>RE</b>, we are learning about:</p> <ul style="list-style-type: none"><li>Prayer with a focus on the concept of ritual</li></ul> |
| <p>In <b>PE</b>, we are learning:</p> <ul style="list-style-type: none"><li>The skills needed to invasion- basketball</li><li>Dance - cats.</li></ul>   | <p>In <b>Computing</b>, we are learning about:</p> <ul style="list-style-type: none"><li>Website design using Microsoft Office 365.</li></ul> |   | <p>In <b>Music</b>, we are learning:</p> <ul style="list-style-type: none"><li>Descant Recorder</li></ul>  | <p>In <b>DT</b>, we are learning:</p> <ul style="list-style-type: none"><li>Mechanisms with a focus on leavers and linkages</li></ul>    |
| <p>In <b>English</b>, we are using the following text drivers:</p> <p><b>The True Story of the Three Little Pigs! by Jon Scieszka</b></p> <ul style="list-style-type: none"><li>Persuasive speech from the point of the wold convincing the judge and jury of their innocence.</li></ul> <p><b>Little Red by Lynn Roberts</b></p> <ul style="list-style-type: none"><li>A detailed character description of the wolf to convey character.</li></ul> <p><b>The Woodcutter, Little Red and The Grandmother by Alan Peat</b></p> <ul style="list-style-type: none"><li>Re-write the story from the point of view of a character of choice.</li></ul> <p>In <b>Reading</b>, we will be looking a variety of different texts with themes and conventions of traditional tales.</p> |   |   | <p>In <b>MFL</b>, we are developing our French skills through:</p> <ul style="list-style-type: none"><li>Presenting myself</li></ul>   |  |